


Champagne:

The label tells you the sweetness level in each bottle.



Brut Nature/Savage

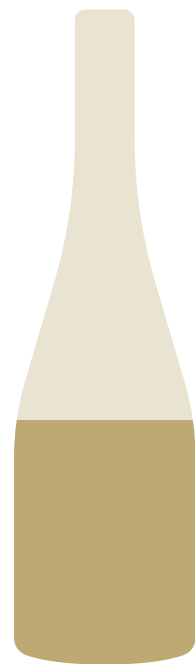
0-3 g/L

Low Sugar



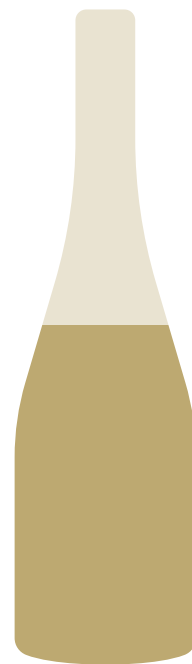
Extra Brut

0-6 g/L




Brut

0-12 g/L




Extra Dry

12-17 g/L



Sec

17-32 g/L



Demi-Sec

32-50 g/L



Doux

+50 g/L

Very Sweet

